


| | | |
|---------------------|---|---|
| 1 | A | B |
| Regiunea energetică | | |

| | | | | | |
|---|---|---|---|------|------|
| 4 | A | B | C | Volt | Watt |
| | | | | | |

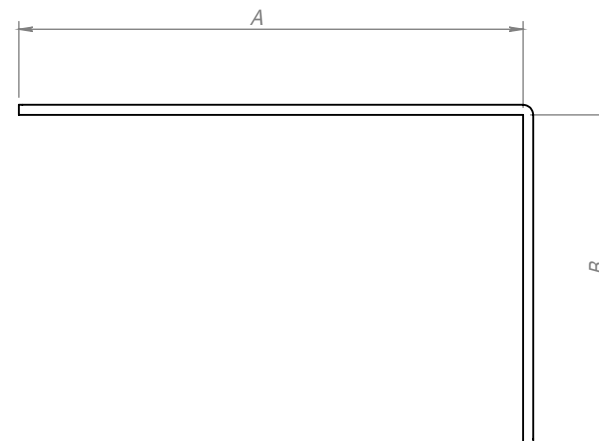

Deschidere Vedere de sus



Tipul de intrare energetică

| | |
|-------------------|--|
| Plăcuță de călcat | |
| Plug-in european | |
| Klemens | |
| șurub | |
| cutie | |
| cablu | |
| | |

Nota clientului:



| | | | |
|---------|--|-----|--|
| date | | qty | |
| control | | | |